


PORT AUTHORITY.

Port Authority® Tall Short Sleeve Easy Care Shirt. TLS508




This comfortable wash-and-wear shirt is indispensable for the workday. Wrinkle resistance makes this shirt a cut above the competition so you and your staff can be, too.


- 4.5-ounce, 55/45 cotton/poly
- Button-down collar
- Dyed-to-match buttons
- Left chest pocket
- Back box pleat
- White, Athletic Gold, Texas Orange, Red, Burgundy, Coffee Bean, Light Blue, Navy, Classic Navy, Steel Grey, Purple and Black have a Light Stone contrast neckband.
- Light Stone and Royal have a Classic Navy contrast neckband.
- Dark Green has a Navy contrast neckband.

CARE INSTRUCTIONS

Machine wash cold with like colors. Do not bleach. Tumble dry low. Warm iron if necessary.

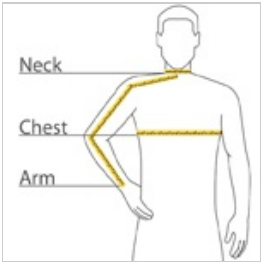


front



back

HOW TO MEASURE



CHEST WIDTH

Measure under the arm and around the fullest part of the chest with arms down, keeping tape horizontal.

NECK

Measure around the fullest part of the neck at the base.

ARM

Place hand on hip. Start at the center of the back of the neck and measure across the shoulder, to the elbow, and then down to the wrist.

SIZE CHART

	LT	XLT	2XLT	3XLT	4XLT
Chest	41-43	44-46	47-49	50-53	54-57
Neck	17 1/2	18 1/2	19 1/4	20	20 3/4
Arm	36 1/2	38	39	40	41

COLOR INFORMATION



Bark
PMS 405C



Black/ Light Stone
PMS NTR BLACK C



Burgundy/ Light Stone
PMS 505 C



Classic Navy/ Light Stone
PMS 426 C



Clover Green
PMS 7763C



Court Green
PMS 7724C



Dark Green/ Navy
PMS 5467 C



Light Blue/ Light Stone
PMS 644 C



Light Stone/ Classic Navy



Maui Blue
PMS 2200C



Mediterranean Blue
PMS 2118C



Navy/ Light Stone
PMS 533 C



Purple/ Light Stone
PMS 669 C



Red/ Light Stone
PMS 187 C



Royal/ Classic Navy
PMS 7687 C



Steel Grey/ Light Stone
PMS 7540C



Stone



Strong Blue
PMS 2133C



Teal Green
PMS 7715C



Texas Orange/ Light Stone
PMS 7583 C



Ultramarine Blue
PMS 7455C



White/ Light Stone



Yellow
PMS 7401C