



With a classic tattersall pattern, this poplin shirt adds variety to your work wardrobe. Specially finished for wrinkle resistance, it stays crisp from breakfast meetings to after-hours mixers.

- 3.5-ounce, 60/40 cotton/poly
- Button-down collar with bias-cut details
- Back box pleat
- Dyed-to-match buttons
- Left chest pocket
- Rounded adjustable cuffs

**CARE INSTRUCTIONS**  
MACHINE WASH COLD WITH LIKE COLORS, ONLY NON-CHLORINE BLEACH, TUMBLE DRY LOW, WARM IRON IF NEEDED

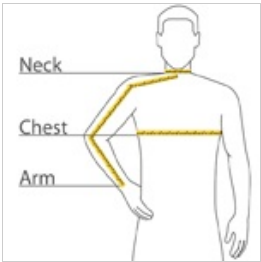


front



back

HOW TO MEASURE



**CHEST WIDTH**  
Measure under the arm and around the fullest part of the chest with arms down, keeping tape horizontal.

**NECK**  
Measure around the fullest part of the neck at the base.

**ARM**  
Place hand on hip. Start at the center of the back of the neck and measure across the shoulder, to the elbow, and then down to the wrist.

SIZE CHART

|       | XS     | S      | M     | L      | XL     | 2XL    | 3XL    | 4XL    |
|-------|--------|--------|-------|--------|--------|--------|--------|--------|
| Chest | 32-34  | 35-37  | 38-40 | 41-43  | 44-46  | 47-49  | 50-53  | 54-57  |
| Neck  | 16 1/2 | 16 1/2 | 17    | 17 1/2 | 18 1/2 | 19 1/4 | 20     | 20 3/4 |
| Arm   | 30 1/2 | 32     | 34    | 35     | 36 1/2 | 37 1/2 | 38 1/2 | 39 1/2 |

COLOR INFORMATION

