



- 5.5-ounce, 50 cotton/50 poly
- DryBlend moisture-wicking properties
- Tearaway label
- Seamless double-needle 7/8" collar
- Double-needle sleeves and hem
- Taped neck and shoulders

Please note: This product is transitioning from heat transfer labels to tearaway labels. Your order may contain a combination of both labels.

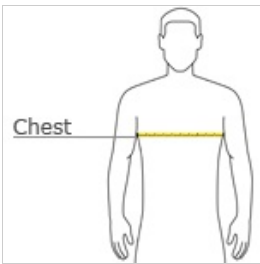


front



back

HOW TO MEASURE

































CHEST WIDTH
Measure under the arm and around the fullest part of the chest with arms down, keeping tape horizontal.

SIZE CHART

	S	M	L	XL	2XL	3XL	4XL	5XL
Chest	34-36	38-40	42-44	46-48	50-52	54-56	58-60	62-64

COLOR INFORMATION

										
Ash PMS COOL GRAY 3C	Azalea PMS 2045C	Black PMS 426C	Carolina Blue PMS 659C	Daisy PMS 122C	Dark Heather PMS 7545C	Electric Green PMS 361C	Forest PMS 5535C	Gold PMS 1235C	Graphite Heather PMS 424 C	Heliconia PMS 213C
										
Irish Green PMS 2252C	Jade Dome PMS 7717C	Kelly Green PMS 335C	Light Blue PMS 543C	Light Pink PMS 684C	Lime PMS 7488C	Maroon PMS 7644C	Navy PMS 533C	Orange PMS 2026C	Orchid PMS 2635C	Purple PMS 2112C
										
Red PMS 199C	Royal PMS 7686C	Sand PMS 7528C	Sapphire PMS 641C	Sport Grey PMS COOL GRAY 7C	Tennessee Orange PMS 151C	Texas Orange PMS 7592C	White			

*Not all sizes are available in every color.