



Gildan Softstyle® Long Sleeve T-Shirt. 64400



- 4.5-ounce, 100% ring spun cotton
- 90/10 cotton/poly (Sport Grey)
- Seamless double-needle ¾" collar
- Taped neck and shoulders
- Tearaway label
- Semi-fitted
- Rolled forward shoulders for better fit
- Double-needle sleeves and hem

CARE INSTRUCTIONS

Machine wash warm, inside out, with like colors.  
Only non-chlorine bleach. Tumble dry medium. Do not iron if decorated. Do not dry clean.

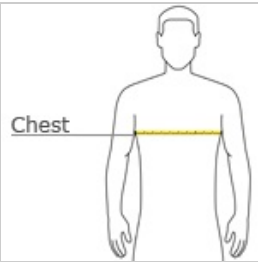


front



back

HOW TO MEASURE




CHEST WIDTH  
Measure under the arm and around the fullest part of the chest with arms down, keeping tape horizontal.


SIZE CHART

	S	M	L	XL	2XL	3XL
Chest	34-36	38-40	42-44	46-48	50-52	54-56


COLOR INFORMATION




Black  
PMS 426C



Charcoal  
PMS COOL GRAY 10C




Cherry Red  
PMS 187C



Navy  
PMS 533C



Sport Grey  
PMS COOL GRAY 7C



White

\*Not all sizes are available in every color.